

# *24/7 Direct Referrals on Auto-Pilot*

Professional guide for any online marketing business

## **LEGAL DISCLAIMER**

The Publisher has strive to be as accurate and complete as possible in the creation of this report, notwithstanding the fact that he does not warrant or represent at any time that the contents within are accurate due to the rapidly changing nature of the Internet.

While all attempts have been made to verify information provided in this publication, the Publisher assumes no responsibility for errors, omissions, or contrary interpretation of the subject matter herein. Any perceived slights of specific persons, peoples, or organizations are unintentional.

In practical advice books, like anything else in life, there are no guarantees of income made. Readers are cautioned to rely on their own judgment about their individual circumstances to act accordingly.

This book is not intended for use as a source of legal, business, accounting or financial advice. All readers are advised to seek services of competent professionals in legal, business, accounting, and finance

**Copyright © 2018 by <http://247directreferrals.com/>- All Rights Reserved**

No part of this book may be copied, reproduced or transmitted in any form whatsoever, electronic, or mechanical, including photocopying, recording, or by any informational storage or retrieval system without express written, dated and signed permission from the author. Offender(s) in violation of the copyright is liable to be prosecuted to the full extent of the law.

# **CONTENT:**

## 1. Introduction

## 2. Basic knowledge

## 3. Marketing campaign

## 4. 3 Golden Rules

## 5. What do you need?

## 6. How to create a website

- Website

- Important rules to remember

## 7. The Strategy - Free methods

- The source that brought me 50+ DRs a day without investing a single penny!

- Ultimate free method that brought me 100+ DR a day!

- Method number one

- Method number two

## 8. The Strategy - Paid methods

## 9. Scheme – The big picture

# *Introduction*

Hi there, thank you for purchasing this e-book.

Don't judge this information on our writing skill (or lack of it)

We are team of friends that are working professionally on PTC websites since 2009. Over the years we've gained a lot of experience about online earning, especially about PTC websites. We've tried and tested all the possible ways to get direct referrals, also we have bought every PTC guide that is selling on the market. We've ignored all the methods that didn't work from all PTC guides. We've used what was good, plus we've created our own methods.

We've tested everything over and over again, and new masterpiece was made - 24/7 Direct Referrals guide which is compilation of the best methods for getting direct referrals.

At start we want you to know few facts:

- There is no easy money on the internet!
- If you want to earn online, at first you need to spend at least 4-5 hours a day in front of your computer-working!
- You must love your online job! If you are too tired to work online, and you are doing it because you want to solve your money issues, you probably won't make it!
- Only 2% of the people that works on internet are actually earning. That number will never change! The fact is that if you want to earn online you need to become part of that 2%!

## ***Basic knowledge***

There are two types of online jobs:

- ✧ Jobs like a regular job - where you need to spend lots of hours working at home (live operator, data entry, translator, project creators, web design, programming...) These jobs are fine, brings solid income, however in order to work something like this you need to have some skills(proper education).
- ✧ Online businesses -There are many kinds of online businesses, but we can arrange them in three major categories:
  - a)Affiliate marketing (selling your own products or service, selling others people products or service)
  - b)MLM – Multilevel marketing (Bringing new people(direct referrals) to some company and get paid for it)
  - c) Publishers (get paid to put advertisements on your website)

All other online businesses are subcategory of this three, one way or another. For the first two types of online business you need **marketing campaign!** What is marketing campaign? Compilation of advertisements, website and advertising, in order to sell something! All of the online businesses are here to make profit right? In order to make profit you need to sell something! Sometimes is a product, sometimes service, sometimes something else. When we talk about PTC websites, in that case you need to “sell” information on how to earn online. Even if it’s free to join you still need to convince someone to join as your direct referral for you to earn some commission. **It’s same like you are selling something!**

In order to be successful in any online business you need good marketing campaign! What that means? You need the right words to say, the right proof to show, the right place to look for traffic. We want to make it simple for you, so in few steps we will show you what you need. So here it is:

- 1 You need **product or an offer** (no matter if it's a real product, or some service, or some virtual product)
2. You need a **website** (A good one! With professional design, solid content, convincing images... One of the best things is to have a video on your website! This video **must** be a professional presentation of what you offer)
3. You need **a landing page- capture page!** This is a web page where visitors first will be send when they click on your AD, here on this web page you ask the visitors for their email address in order to visit your product/offer website!
4. **ESP – Email Service Provider** – These are companies that will provide you tools like : auto-responder, mailing list, tool for email marketing... Also they will provide you with a “form” that you will put on your landing page. So when people enter their email address they will opt-in into your mailing list!
5. **Then you need an AD**, no matter if it's a banner or a text AD and it must be a good one. You must to use the right words and images to “catch” people’ attention. Next, you use that AD to advertise on PPC (pay per click) websites!
6. You need **previously written messages** for your email marketing campaign that will be sent every few days to the contacts from your mailing list!

And that's it! You start advertising and you just wait to see how much sales you got or how much people you have referred!

## ***Marketing campaign about PTC websites***

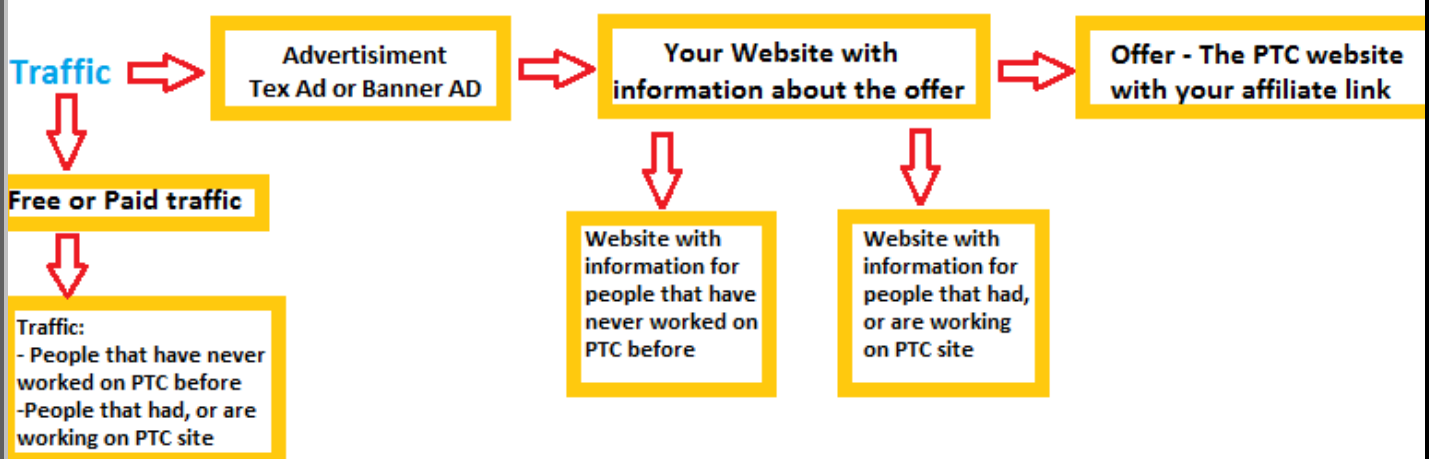
When it comes to PTC websites, and we need direct referrals, then we have an offer to advertise.

There are two types of people:

1. People that had never worked online before!
2. People that had, or are working something online right now!

You need different marketing approach for both groups.

1. If you advertise to the “people that had never worked online before”, then you need a marketing campaign that will explain everything step by step. Information about the offer, how to register, how to work and what strategy to use. You need to provide all the information on your website.
3. Second group of people: “People that had, or are working something online right now”, it is very difficult to convince them to join your PTC program , or if they join they won’t stay active much time. That is why you need to ignore this group of people and focus on the first group. (which is much larger group)



We will explain everything step by step in the next few chapters.

## PTC websites & 3 Golden Rules

Why is profitable to work on PTC website?

**Because PTC websites are free to join, and it is easiest to convince someone to join as your direct referral.**

It is much easier to convince someone to join if he/she doesn't need to pay anything. It is much harder to sell products, or to search for direct referrals for paid programs.

- ✓ Rule No.1: To get **ACTIVE** direct referrals you need quality marketing campaign! ( All other methods won't bring you any direct referrals, and if they do, that will be only few and they won't stay active)
- ✓ Rule No.2: When you get direct referrals you need to provide them detailed instruction and materials about the "job"! (If he/she sees an opportunity to earn extra income he/she will never stop working! Your job is to show him/her how to earn and tell them why they should never quit).
- ✓ Rule No.3: Every single direct referral is important!

### **What do you need to start getting Direct Referrals**

- 1.** Website or a blog ( created by your self - we'll teach you how)
- 2.** An excellent AD ( text advertisement + image advertisement)
- 3.** Free or cheap paid traffic

# How to create a website

You can create a website for free with free website builder!

What is website builder?

Website builder is a platform that offer free webhosting, free sub domain, and all the tools that you need to build your own website for free. All you need to know is to **drag and drop elements**. Like a power point presentation. It is very easy and everyone can do it. **Don't get scared of the fact that you need to create a website.** No need of programming or anything like that!

**Without a website no matter what you do, you will never get tons of direct referrals! If it seems too difficult for you to create a free website just quit working on PTC sites, because you won't succeed!**

We use webs.com for us. Its free to sign up, its free to make a website using theirs sub-domain.. Something like earnonline.webs.com! So open webs.com, sign up, choose title for your website, category and then template. Pick template that looks professional and cool!

To create the website you need to drag and drop elements. You have all the tools on your side! Have you ever created a power point presentation? It's just like that.. If it's difficult for you to create with webs.com , finds some other free website builder! Bellow are screen shots that will help you

:

## 1 Set up your account

[Looking for HTML-Only Mode?](#)

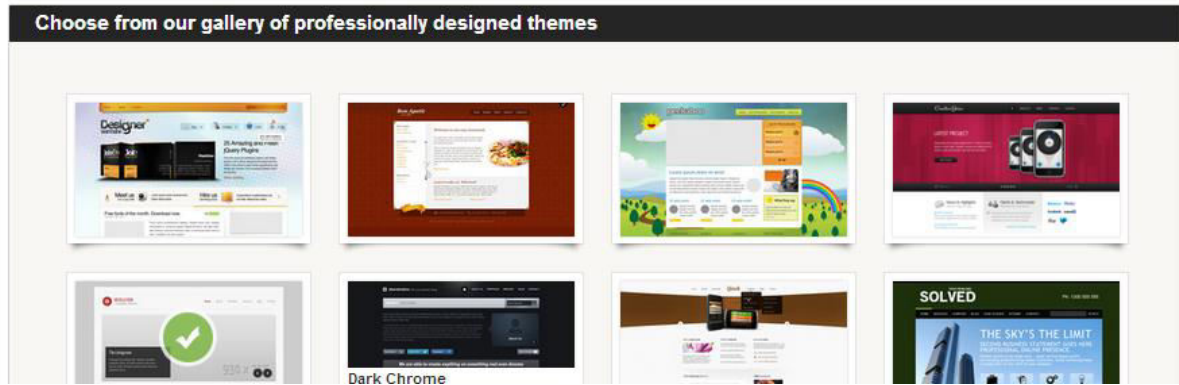
Site Title	<input type="text" value="Earn Online"/>																																	
Site Category	<table><tr><td>Personal</td><td><b>Groups/Orgs</b></td><td>Small Business/Prof.</td></tr><tr><td>Art</td><td>writing, drawing, photography...</td><td></td></tr><tr><td>Enthusiasts</td><td>hobbies, gaming, sports, pets...</td><td></td></tr><tr><td>Family</td><td>babies, reunions, travel, weddings...</td><td></td></tr><tr><td>Fansite</td><td>anime, celebrities, movies, tv...</td><td></td></tr><tr><td>Personal</td><td>journals, travel, life story, homepage...</td><td></td></tr><tr><td>Resume &amp; CV</td><td>portfolios, professional profiles...</td><td></td></tr><tr><td>Reviews</td><td>gadgets, recipes, product, games...</td><td></td></tr><tr><td>Software</td><td>PC &amp; Mac programs, apps, scripts...</td><td></td></tr><tr><td>Support</td><td>diETING, health, loss, relationships...</td><td></td></tr><tr><td>Other...</td><td></td><td><input checked="" type="checkbox"/></td></tr></table>	Personal	<b>Groups/Orgs</b>	Small Business/Prof.	Art	writing, drawing, photography...		Enthusiasts	hobbies, gaming, sports, pets...		Family	babies, reunions, travel, weddings...		Fansite	anime, celebrities, movies, tv...		Personal	journals, travel, life story, homepage...		Resume & CV	portfolios, professional profiles...		Reviews	gadgets, recipes, product, games...		Software	PC & Mac programs, apps, scripts...		Support	diETING, health, loss, relationships...		Other...		<input checked="" type="checkbox"/>
Personal	<b>Groups/Orgs</b>	Small Business/Prof.																																
Art	writing, drawing, photography...																																	
Enthusiasts	hobbies, gaming, sports, pets...																																	
Family	babies, reunions, travel, weddings...																																	
Fansite	anime, celebrities, movies, tv...																																	
Personal	journals, travel, life story, homepage...																																	
Resume & CV	portfolios, professional profiles...																																	
Reviews	gadgets, recipes, product, games...																																	
Software	PC & Mac programs, apps, scripts...																																	
Support	diETING, health, loss, relationships...																																	
Other...		<input checked="" type="checkbox"/>																																

Nice! Now that you've named your site, select the type of site you'd like to create below.



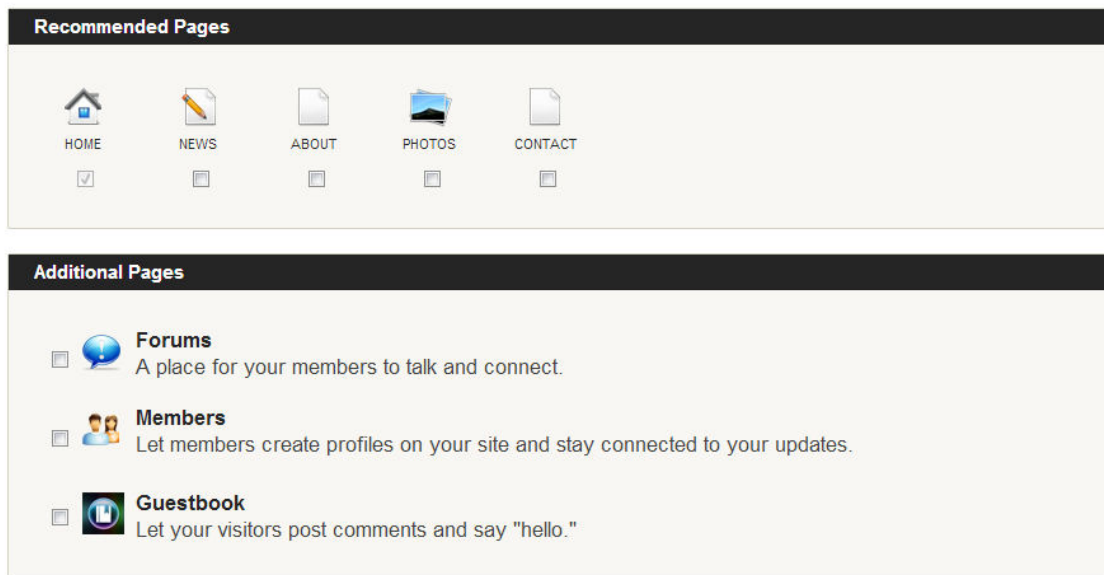
## 2 Select a Theme

Don't worry, you can change your theme at any time.



## 3 Choose Pages For Your Site

You can add and delete pages at any time.



When you set up everything it will appear “Start tour” button, if you don’t know how to use the builder press on start tour and it will guide you!  
**YOU MUST LEARN HOW TO USE WEBSITE BUILDERS IF YOUR PLAN IS TO EARN ONLINE. FOR ALL THE ONLINE BUSINESSES YOU WILL NEED TO KNOW HOW TO CREATE YOUR OWN WEBSITE OR LANDING PAGE – USING WEBSITE BUILDER IS EASY AND REQUIRES NO SKILLS!**

❖ Website

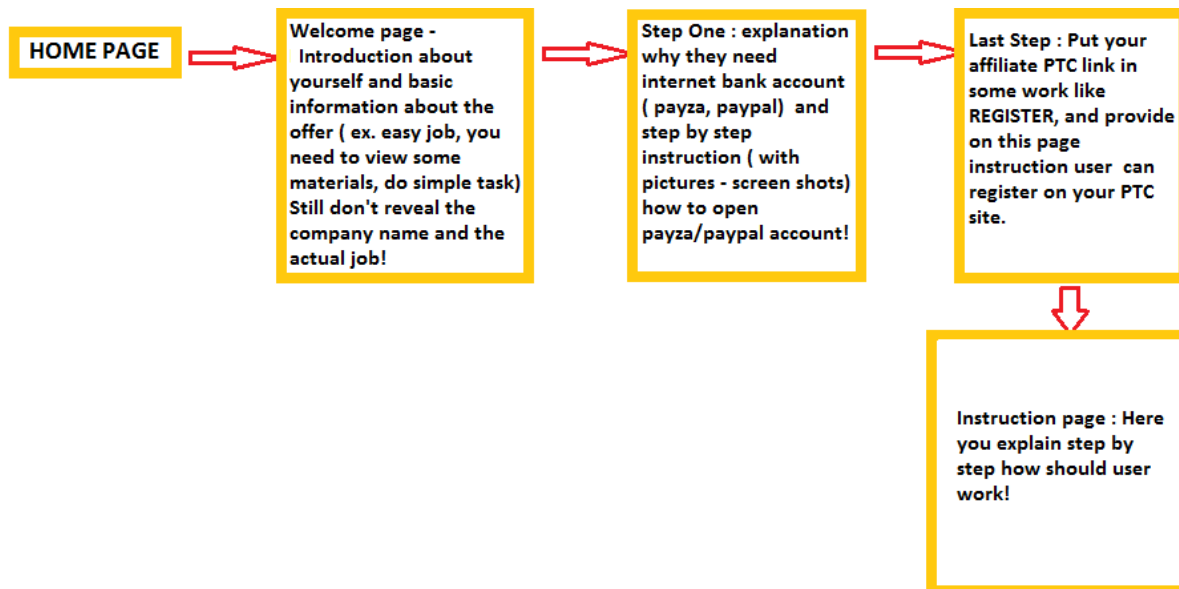
Website for advertising to people that had never worked online before.

This website should have:

3(three) visible pages: Home, About Us, Contact.

4 (four) hidden pages: Welcome, Step one, Last Step, Instructions to work

Use element: **button** – user to move from page to page



## ❖ Content

### -Welcome Page

In this “step” you make a welcome message, do it in your language, because you will be working in your state! Start like this: [Dear sir/madam welcome and congratulation that you are here... Here with little of our help you'll earn well...](#)

Make a introduction of yourself. Then explain that with this online job with little effort they could earn life income or just super extra money. After that you do little introduction of the company! Write something like this: [“For this online job all you need is an internet connection, and will to earn! Previous experience is not required; all you need is 5-10 minutes every day! THE BEST PART: IT'S FREE TO JOIN.](#)

[We are talking about a legit company without depth and until now has paid more than 20000\\$ to their members in only X months! Your job will be very easy, even a little child can do it! Everyday you'll be given some materials and you'll have to view it. “](#)

(Expand with more words, use your imagination)

At the end of the “welcome” web page: “[Next click on the button \*\*STEP ONE\*\* for further instruction.](#) “ (Here at the bottom you put element “button” with link inside that lead to page: step one)

❖ **PAGE “STEP ONE”**

In Step one you explain how can they open paypal/perfect money/solidtrust account step by step. Use pictures – screen shots. After that you write something like this:

“[When your payment account is ready click on \*\*LAST STEP\*\*](#)”

(Here at the bottom you put element “button” with link inside that lead to page: “last step”)

❖ **PAGE “LAST STEP”**

So in this step you write something like this:

“[Dear sir/madam this is the last step...Just click on this link \*\*EARNONINTERNET\*\*](#) “←here you add your referral link so when they press on “earn on internet” it will take them to your referral link ( the website that you are promoting !

[And then click on register and fill out the forms like this:](#)

[Username: here you put some name that you will login with, some nickname or whatever you want](#)

..... so you explain step by step how they should register.....

At the bottom of this page put button that will lead to the instruction page!

## ▪ **PAGE “INSTRUCTION”**

In this page you need to provide **detailed** information as following:

- ✚ Basic information what is PTC site
- ✚ Information about the company – PTC site or the site where you work! ( How many years they are online, how much they have paid until now, how many users they have... provide everything you know or can find).
- ✚ Show some payment proofs
- ✚ Detailed instruction how to login on the website, and how to work. (How to click ads: ... [click on view advertisements](#), and then [click on one of the ads, clicks on the dot....](#))
- ✚ Explain detailed about, tasks, offers
- ✚ Explain detailed about how they can earn with referrals
- ✚ Tell them to contact you to receive free lessons about the job!  
You need to prepare some materials explaining everything about the job, you can add this on a hidden link in your website and when a user ask for free lessons you just email the link where your free lessons are!
- ✚ Tell them that they will receive FREE strategy in day 15.
- ✚ Tell them to start to work as you explained before and to wait for the free lessons in their email inbox.

## **Important rules to remember**

- Always work in your state, on your language, when you will start to earn well ,then go global – English language
- Always explain everything in details to new members. It is very important to explain step by step, also include pictures like we did in this e-book.
- Always test everything! When you make a campaign, and you won't get good results, change things and try again. If that doesn't work change again until you'll get perfect marketing campaign for your targeted area.
- Provide maximum support to your members. Always let your members know contact email. When they contact you, and ask some questions, answer fast as you can!

## **The Strategy - Free methods**

Before you start to use these methods, this is what you must do:

### ***-Create FREE websites with website builders!***

When you complete the thing listed above you are ready to move on.

For the free methods you will be using the first website (For people that never worked on PTC). With this method we get about 30-50 direct referrals a day.

What do you need?

-  Create a text AD! Use creative title, and creative content!

Example :: **EARN WITHOUT INVESTMENT**

Dear sir/madam this AD is made for the people that want their efforts to have results! Internet earning is real thing, but to earn online you need lots of experience! With this job you don't need that! And the best part: **ITS FREE TO JOIN!** Nowadays there are lots of internet jobs, but most of them require investing money, and because you don't have experience you

probably will lose your money! This is an easy job and everyone can do it.. You can start right NOW! You will never have to invest money! With this job you won't get rich over night, but you will earn enough for dissent life! For more information go to site [www.....](#) ( here you put link of your website)

**This is just an example! Use your words, on your language!**

Next you need to do little research. You need to search all free advertising websites in your state (classified ads). We know this sound simple, and maybe you have already saw before others advertising on these free advertisers, but what do they do wrong? They just create an AD, and use that AD with their referral link, so they skip the marketing campaign part. They want with just one text AD, to get direct referrals. It's not that easy. So you need to search for websites that advertise for free. Sites where people sell old things, sites with ADS for employment! In our states there are more than 50 websites like this. Also search for a websites where you can pay an AD for 1-2\$, featured AD.

When you find all these websites make a list of them. Then go at website after website and create an AD with your text AD that leads to your website. When you do that, and set up everything, you will be getting your direct referrals on auto pilot!

What is important?

- + Create as many text ADS on these websites
- + Create ADS in every city
- + Add these ADS 4-5 times a day

This works! You'll be getting 30-50 direct referrals a day. **Just don't try to skip the marketing campaign part**, and just put ADS on these websites! Tip: If you got bad results using this strategy then your text AD is not okay, change it! More times if needed!

## **-The source that brought me 50+ DR a day without investing a single penny!**


We had spend many years searching and testing ways how to get tons of direct referrals without spending too much money, and finally we have found something that works like magic!

1. Create facebook profile.
2. Search for facebook groups with topics that are related with money, marketing, PTC, MLM, or anything like it! Here in these groups there are millions of people that don't know what is PTC website. These are the people you need. So you join hundreds of this kind of groups, as much as you find, if possible more than 300 fb groups , then each day you will go to each group and post the TEXT AD that you have created before, that TEXT AD with link that will lead to your website will bring you thousands visitors to your website converting in direct referrals!
3. For more effective results you can post in these groups a picture with payments ( from your ptc site) plus the text ad.

# Ultimate free method that brought me 100+ DR a day!

## \* Method number one

Using the webs website builder you need to build one more website! A website that will look like this :



### Top 10 PTC sites

**1**  

- Ads: ~10 per day, click rate \$0.001-\$0.02.
- Payout: Minimum \$8 for standard members, to PayPal or AlertPay.
- Online and paying since 2007.
- Chance to win \$5 every day.
- Referrals: \$0.0002-\$0.008 per click. Unlimited number of referrals.

[Join Now](#) | [Site Details](#)

**2**  

- Ads: Usually around 10 per day, with a click rate of \$0.003-\$0.001.
- Payout: Minimum \$1 to AlertPay or PayPal.
- Lots of easy sign up offers that pays \$0.10 and up.
- Get paid \$0.0001 per hit to promote your referral URL.
- Referrals: Earn 10% on clicks and sign up offers. Unlimited referrals.

[Join Clicksia Now](#) | [Site Details](#)

**3**  

- Ads: ~30 ads per day that pays \$0.001-\$0.005 per click.
- Payout: Minimum is \$8 to AlertPay and \$18 if cashing out to PayPal.
- Online since 2008 and has made over \$105,000 in payments.
- Get paid to watch videos, sign up for offers and complete surveys.
- Referrals: Earn 50% on all earnings - up to \$0.0025 for referral clicks.

[Join BuxP Now](#) | [Site Details](#)

**4**  

### Pages & Links

#### Top 10 PTC sites in May 2014

The ten best legit and paying PTC sites this month.

#### Frequently asked questions

What is a PTC site? How do they make money? Answers to common questions about PTC sites.

#### How to get referrals

Useful tutorial on how to get more referrals and build your downline.

### Share & Like



### About

Top 10 list of the best PTC (paid to click) sites. Updated on the 1st of every month.

"Money is better than poverty, if only for financial reasons."  
- Woody Allen

So you need to create a website where you put all the PTC sites where you work on, and tell few words about each website! So what will you do with this website?

Method number one teach you **how to rank your website on google**, if you succeed to rank your website in top 2 pages in google you will get tons of direct referrals each day doing nothing! Unlimited FREE traffic! So what do you need to rank your site at top of google?

-Good keywords meta tags , title of the page and description of the page



-Lots of backlinks ( links on other ranked websites that lead to your site)

-Traffic

No matter what website builder you use, on all of them you can set your title and meta tags. Just search for the settings page, here, you just enter title of the page , description and meta tags, or keywords..

As a title use something like this: “top ptc site, legit ptc sites, elite ptc sites, top 10 ptc sites, paying ptc sites... “

As meta tag, keyword use all of these: top ptc site, legit ptc sites, elite ptc sites, top 10 ptc sites, paying ptc sites just you need to separate them with comma!

When that’s done you need lots of back-links! Back-links are the most important and if you have lots of back-links you will have higher rank!

### **How to get lots of back links for free?**

You need to find PTC review websites and forums where you can post comments , then you will comment relevant to the current topic, and at the end of the comment you will put link of your website as your own recommendation for legit PTC websites. That’s how you are creating back-links to your website. So you need to search for high rank ptc forums, money making forums, ptc review sites, ptc blogs..

You need to leave comments in these websites in categories that are money related or PTC related. Don’t leave comments that looks like advertisements, you need to give some answer and at the end of the comment as a suggestion you put your website link. For example if the topic is : “how to make money online”, you will write a comment : “there are many ways to make money online, some of them are legit some of them not. I am making a good income working on PTC websites where you get paid just for surfing the internet. You can join some sites at this link : ..... ( your website link)” At the process of creating backlinks to your site you will gain lots of Direct Referrals too 😊

-Traffic – we will explain how to get traffic to your TOP PTC SITES’ website at **method number two**

## **\* Method number two**

Method number two is about advertising your TOP PTC SITES website at other PTC sites! Doing so you will get lots of direct referrals, also you will bring traffic to your site! ( the last part of ranking your website at google)

There are two ways :

Free or paid ways to advertise at PTC sites. If you want to save some time you could invest some money and purchase advertising at some ptc website! Other way is to work on that PTC sites, clicking ads , earning money and points, then convert points to money + money earned from clicking, use them to advertise your website ! Doing so, you get direct referrals plus you are getting the traffic that you need to get your site ranked!

**Also important :** Every time you decide to spend some buck and advertise this website of yours ( TOP PTC SITES) on any PTC website besides you will get direct referrals on your favorite PTC websites you are also creating a back-links! So it's always in your favor also to advertise your website using fixed advertisements! Doing so you are getting traffic, back-links and direct referrals, which will help you rank your website much faster, however if you are not willing to spend some buck you can always go for the free way.

Once your “top ptc sites” website is ranked your website will receive thousands of visitors from the search engines ( google, yahoo, bing...), which means you will be getting hundreds of direct referrals daily without investing in advertisement!

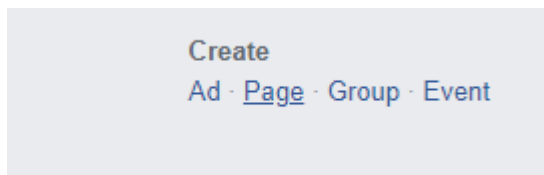
### ***The Strategy - Paid methods -24/7 on Auto-Pilot!***

There are many paid ways to advertise! The best way to advertise is with PPC – pay per click – You are only charged when someone click on your AD

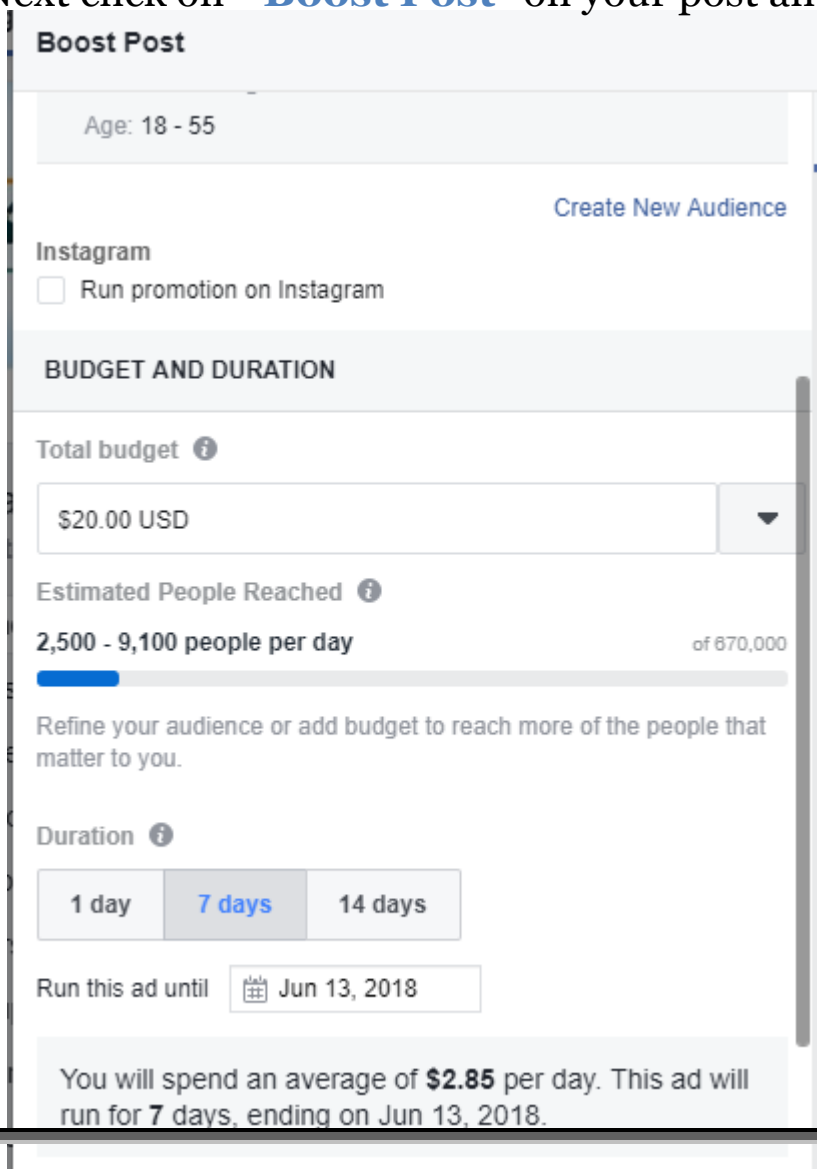
**The best way to advertise online is Facebook , it is not expensive(\$1-\$4 daily) and this kind of advertising brings good results! ( 70+ DR a day)**

This is how to get 100+direct referrals on your favorite PTC/GPT website on auto-pilot :

1. For your facebook campaign you will use your first website ( the one with the steps)
2. Create a facebook page, when you are logged in to your facebook profile on your left menu click on “Page” under “Create” ( The page name should be related to your online business)



3. When your facebook page is created, post a new post with your text AD and some cool money image or payment proof.
4. Next click on “ **Boost Post**” on your post and set up your budgeted.

A screenshot of the Facebook 'Boost Post' configuration screen. The title 'Boost Post' is at the top. Below it, there is a section for 'Age: 18 - 55' with a 'Create New Audience' link. There is an 'Instagram' section with a checkbox for 'Run promotion on Instagram'. The 'BUDGET AND DURATION' section includes a 'Total budget' field set to '\$20.00 USD' and an 'Estimated People Reached' section showing '2,500 - 9,100 people per day' of 670,000. There are buttons for '1 day', '7 days', and '14 days' duration, with '7 days' selected. A 'Run this ad until' field is set to 'Jun 13, 2018'. At the bottom, a summary box states: 'You will spend an average of \$2.85 per day. This ad will run for 7 days, ending on Jun 13, 2018.'

5. Next, just click on Boost!

6. Using this methods we are getting 40-200 DR daily on auto-pilot doing nothing. You only need to set up once the AD and that's it. Later you can increase the budged you want to spend for this advertisement in order to get more and more DRs.

## **Scheme – The big picture**

You need :

- + Register at webs.com – Free website creator
- + Create two websites ( The one with the steps and the other with the “TOP PTC SITES” )
- + Create text AD
- + Don't forget how marketing campaign is important!
- + Advertise your website at free advertisers
- + Rank your “TOP PTC SITES” website
- + Advertise your first website at facebook to get DR on auto-pilot!
- + Get tons of direct referrals and earn good money

We wish you best luck. We will assist you in all of your work. If you have any questions, or you need help, don't hesitate to contact us at!

**Copyright © 2018 by <http://247directreferrals.com/> - All Rights Reserved**

No part of this book may be copied, reproduced or transmitted in any form whatsoever, electronic, or mechanical, including photocopying, recording, or by any informational storage or retrieval system without express written, dated and signed permission from the author. Offender(s) in violation of the copyright is liable to be prosecuted to the full extent of the law.